



1. 2013-1-ES1-LEO05-66586

SENDI - Special Education Needs and Disability Inclusion

, , ,
,



SENDI

() -

-
-
-
-
-
-
-
-

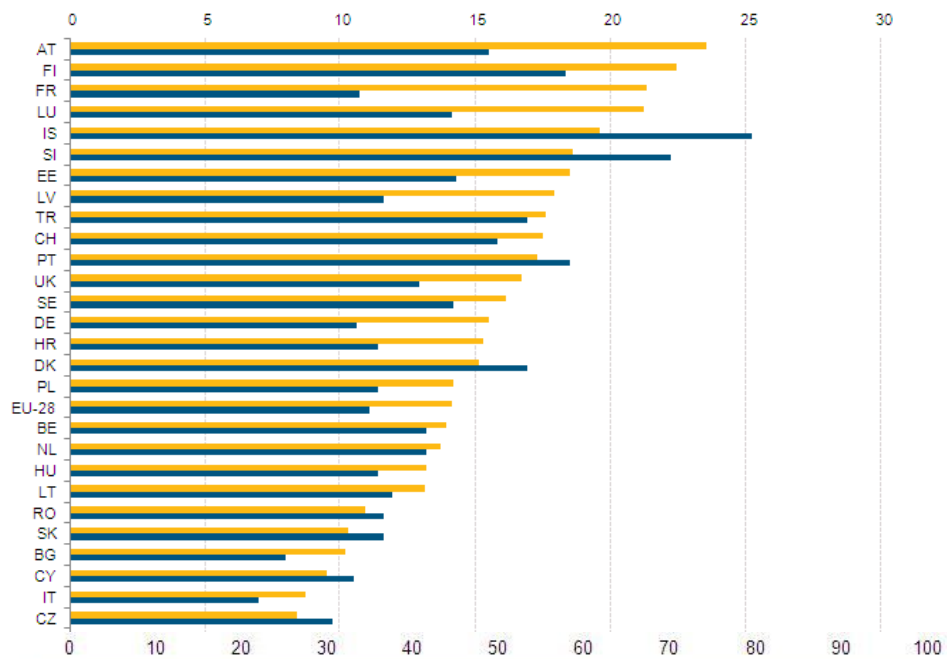
- ✓
- ✓
- ✓

I.

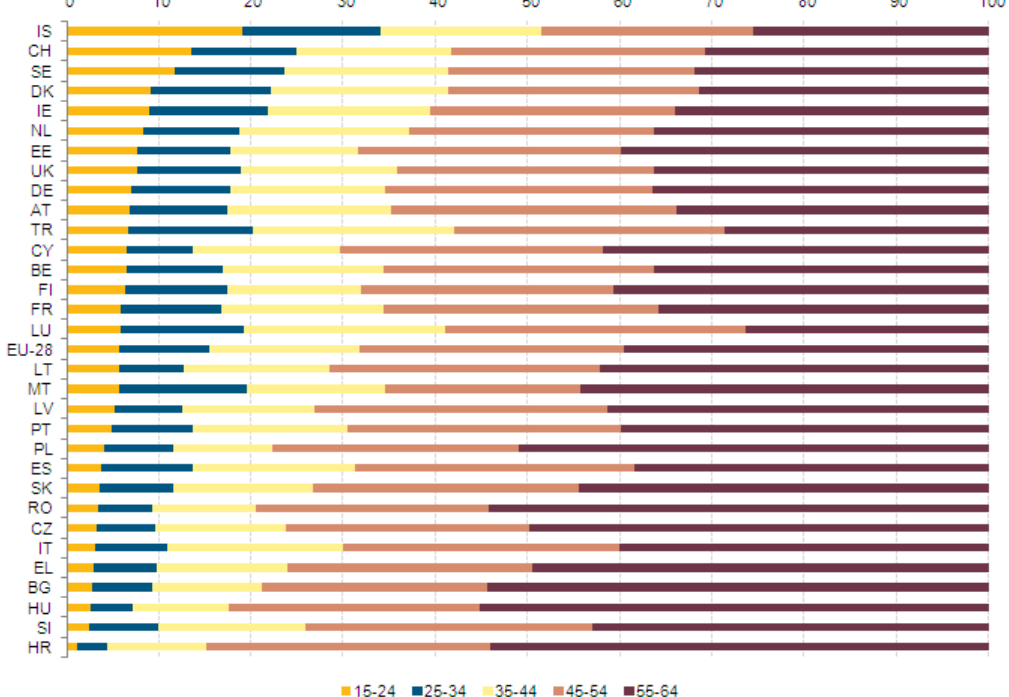
Eurostart Statistics Explained,

45

15-64 (14.1%)
 , (1). - 10%
 15-64
 35 (11.1 %
)
 ,
 / LHPAD (2),
 10 -



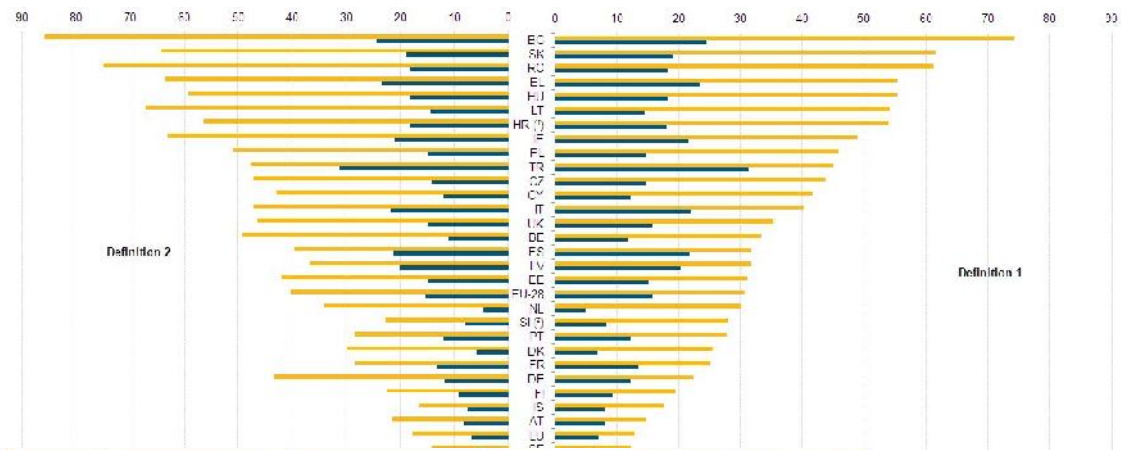
45+



18-

(12.4%).

15-24 25-34 35-44 45-54 55-64



	Having a difficulty in basic activities	Having no difficulty in basic activities	Having a work limitation caused by a LHPAD	Having no work limitation caused by a LHPAD
EU-28	23.9	35.8	22.1	35.9
BE	19.6	47.0	17.8	47.0
BG	: u	29.7	: u	29.8
CZ	10.7 u	24.2	11.3 u	24.4
DK	19.1	43.3	21.7	43.3
DE	14.2	29.8	: u	29.9
EE	: u	41.3	: u	41.3
IE	27.5	50.6	20.3	51.3
EL	: u	28.4	: u	28.6
ES	34.8	43.0	35.3	43.1
FR	32.6	48.1	33.8	47.6
HR	: u	25.8	: u	25.5
IT	8.8	20.2	11.2	20.0
CY	: u	45.9	17.9 u	46.2
LV	: u	37.2	: u	36.4
LT	: u	45.9	: u	46.0
LU	37.3	49.8	32.1 u	49.2
HU	11.6 u	28.4	: u	28.5
MT	: u	27.2	: u	27.1
NL	23.3 u	43.1	22.1 u	43.2
AT	25.5	24.6	17.5 u	25.2
PL	17.0	37.6	13.2 u	37.6
PT	22.3	24.7	18.0	25.2
RO	17.9 u	20.0	: u	20.3
SI	20.6 u	38.4	25.2 u	38.5
SK	: u	23.3	: u	23.6
FI	36.7	49.6	33.0	49.8
SE	29.7	51.4	34.0	51.2
UK	30.4	47.1	25.4	47.2
IS	: u	51.5	40.9	49.4
CH	22.3	44.9	32.5	44.2
TR	8.8	17.1	6.8	17.4

u: low reliability

: not available

72%
57%
59%

44%

51%

7

65% - . . .

28%.

Academic Network of European Disability experts (ANED).

13%

(), 34%

().

- 15% 13%.

- 26% 18%

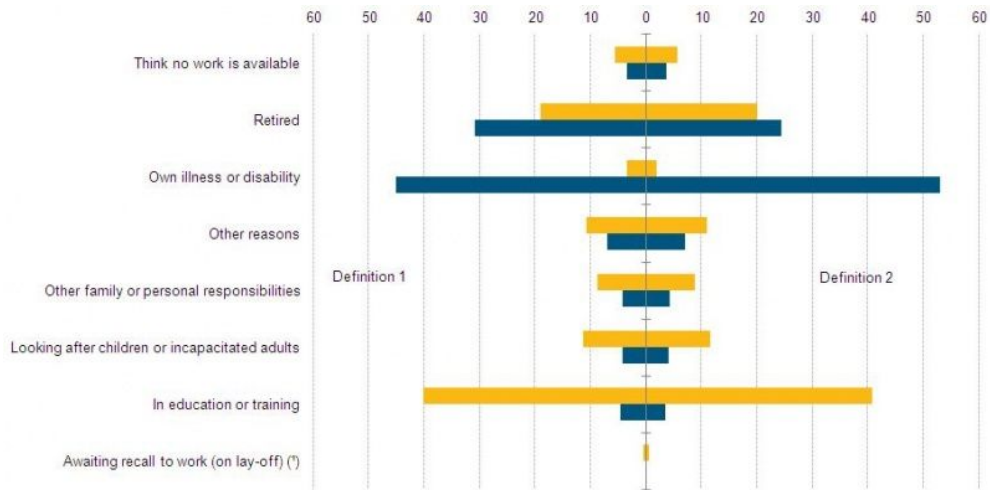
2.

(,

, 61%.

IV.

. SENDI



■ Having no basic activity difficulty ■ Having no work limitation caused by a LHPAD
■ Having a basic activity difficulty ■ Having a work limitation caused by a LHPAD

(*) data related to persons "having a difficulty in basic activities" and "having limitation in work" not available or unreliable

Source: Eurostat (online data code: hith_dlm060).

. SENDI

()

SENDI

SENDI,